










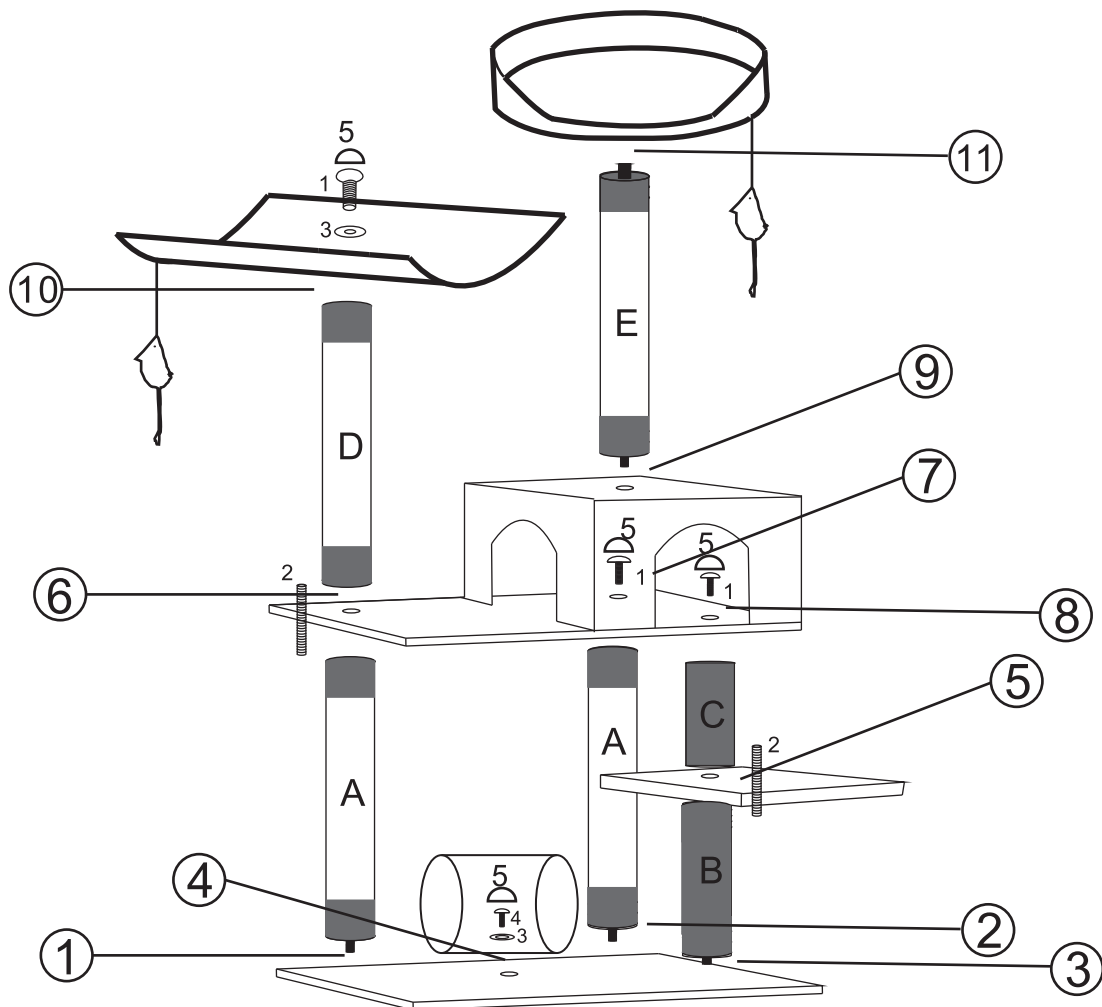


Teile / Parts List

1	2	3	4	5	6	A	B	C	D	E
										
M10*40mm 3PCS	M10*85mm 2PCS	M10*25mm 2PCS	M10*22mm 1PC	4PCS	1PC	D7.4*50CM 2PCS	D7.4*28CM 1PC	D7.4*20CM 1PC	D7.4*35CM 1PC	D7.4*35CM 1PC



Bitte halten Sie die Reihenfolge der Arbeitsschritte 1, 2, 3, ... von der Skizze ein.
 Pls follow the sequence of the workflow 1, 2, 3, ... as you can see on the draft.